

## DUNN MICHAEL - SOCI 101-006 2172 CAS Individual Report Spring 2017

### Spring 2017 College of Arts and Sciences Course Evaluations

Project Audience 37

Responses Received 34

Response Ratio 91.89%

#### Report Comments

Your course evaluation report consists of the following sections:

**Response Averages:** The average across all, or a group of questions with comparisons to your division, department, subject code, and the evaluation instrument used. This section only encompasses the Likert scale items on the evaluation.

**Instructor Personalized Question Responses** (where applicable): breakdown of responses and comments from these questions.

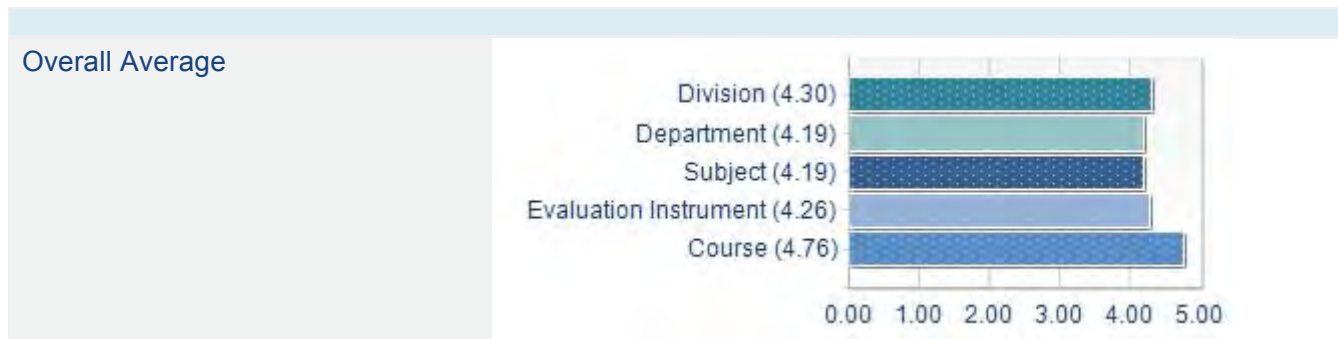
#### Free Response Question Answers

**Comparisons:** This section shows a comparison of individual question scores for the course and the department for the Likert scale questions. Some questions will also display a comparison to the division, subject code, and the evaluation instrument used when this data is appropriate. This section does not include questions about the student's performance or experience.

**Question Response Breakdowns:** This section provides further statistical information as well as a breakdown of all responses received from all questions that were not free response.

**Creation Date** Mon, Jun 05, 2017

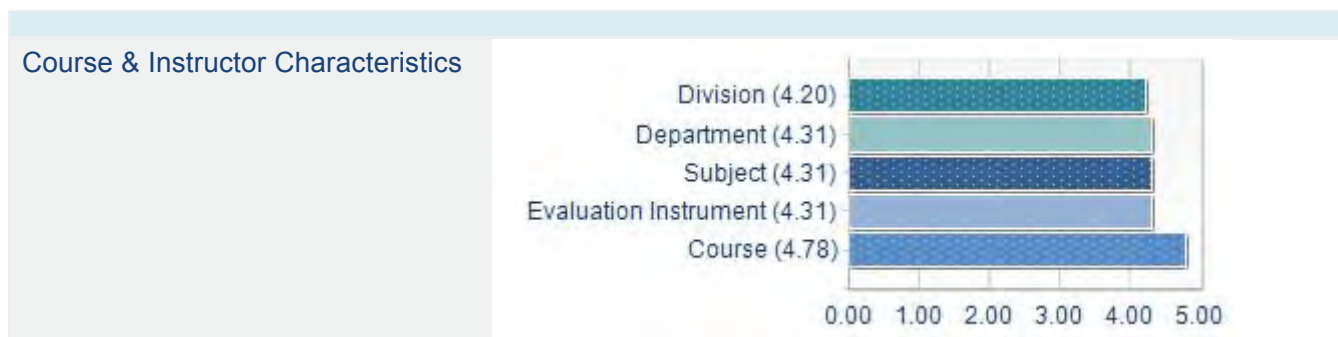
### Overall Response Averages



### Overall Average Statistics

| Competency      | Course Average | Standard Deviation | Min  | Max  |
|-----------------|----------------|--------------------|------|------|
| Overall Average | 4.76           | +/-0.48            | 1.00 | 5.00 |

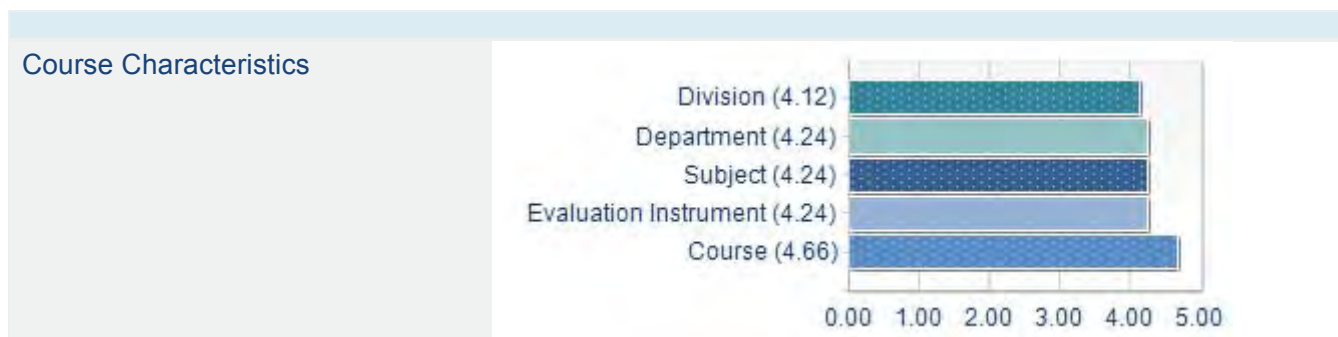
### Course & Instructor Characteristics Averages



### Course & Instructor Characteristics Average Statistics

| Competency                          | Course Average | Standard Deviation | Min  | Max  |
|-------------------------------------|----------------|--------------------|------|------|
| Course & Instructor Characteristics | 4.78           | +/-0.48            | 1.00 | 5.00 |

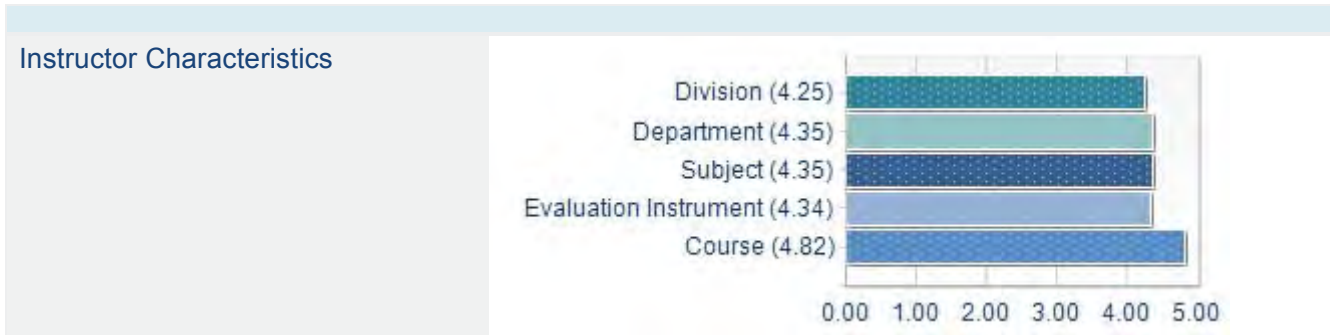
### Course Characteristics Averages



### Course Characteristics Average Statistics

| Competency             | Course Average | Standard Deviation | Min  | Max  |
|------------------------|----------------|--------------------|------|------|
| Course Characteristics | 4.66           | +/-0.59            | 1.00 | 5.00 |

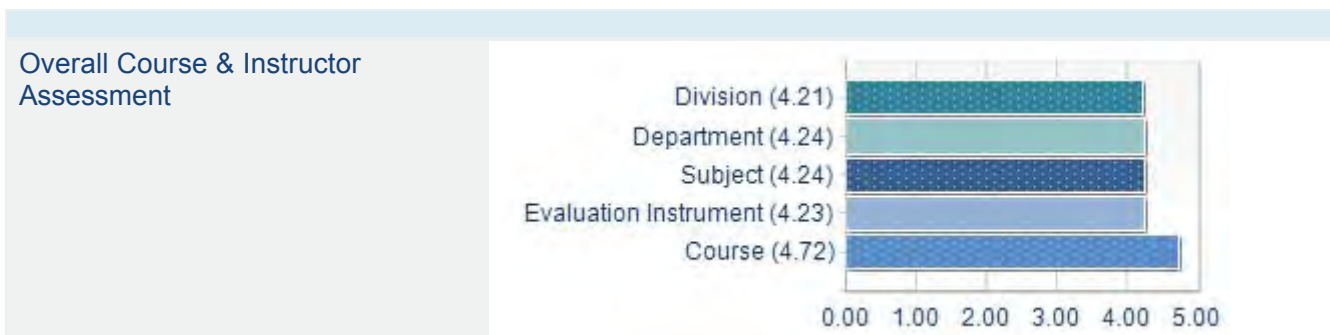
### Instructor Characteristics Averages



### Instructor Characteristics Average Statistics

| Competency                 | Course Average | Standard Deviation | Min  | Max  |
|----------------------------|----------------|--------------------|------|------|
| Instructor Characteristics | 4.82           | +/-0.42            | 2.00 | 5.00 |

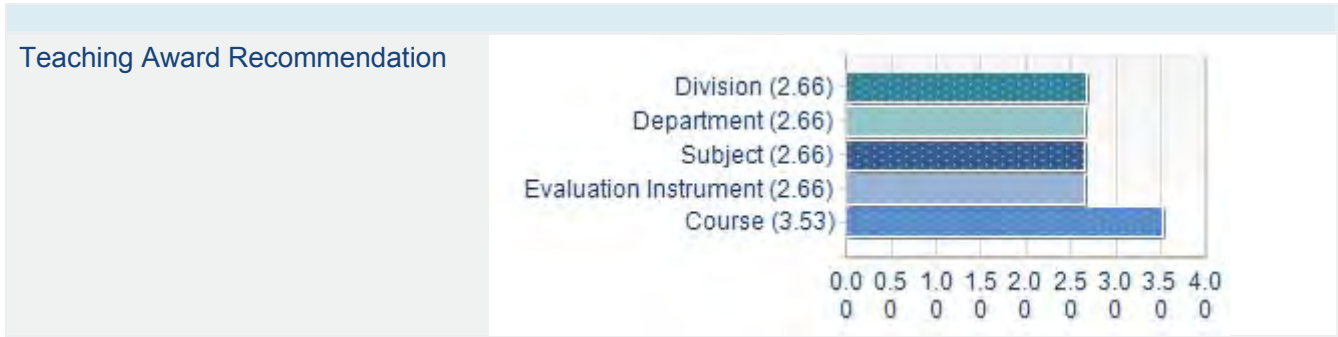
### Overall Course Assessment Averages



### Overall Course Assessment Average Statistics

| Competency                             | Course Average | Standard Deviation | Min  | Max  |
|--|----------------|--------------------|------|------|
| Overall Course & Instructor Assessment | 4.72           | +/-0.48            | 3.00 | 5.00 |

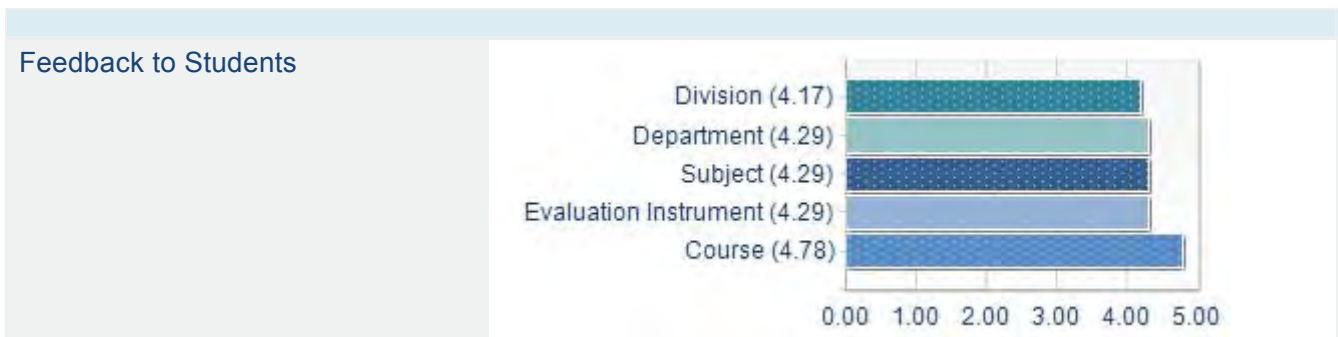
### Teaching Award Recommendation Averages



### Teaching Award Recommendation Average Statistics

| Competency                    | Course Average | Standard Deviation | Min  | Max  |
|-------------------------------|----------------|--------------------|------|------|
| Teaching Award Recommendation | 3.53           | +/-0.61            | 2.00 | 4.00 |

### Feedback to Students Averages



### Feedback to Students Average Statistics

| Competency           | Course Average | Standard Deviation | Min  | Max  |
|----------------------|----------------|--------------------|------|------|
| Feedback to Students | 4.78           | +/-0.46            | 2.00 | 5.00 |

### Free Response Questions

## Comments on overall assessment of this course.

### Comments

The professor should probably start printing front and back in order to save paper on assignments he gives students during class time. Just an environmental concern.

I loved this class, it was very organized which I feel helped aid my understanding of the material.

Learned about a variety of topics that expands to all levels of society. It really opened my eyes to the goings on of the world.

I'm a biology major and didn't think I would enjoy this class at all. I was wrong. Professor Dunn is by far my favorite professor at this university. He makes the class interesting and engaging and really shows how much he cares for his students. I have recommended this course to all of my friends!

One of the best courses I have ever taken and Professor Dunn is by far one of my most favorite professors

Very understanding professor and always made himself very approachable and available to all the students. Recommended him to may of my peers because he fully understands the requirements for a successful and safe teaching environment.

Overall great course that had lots of opportunities to work together in groups and hear others' opinions. Also really liked the fun activities in class (such as the Monopoly game) that helped to explain different concepts. Also enjoyed lectures and the different topics we covered.

This course was very eye-opening and interesting. I would recommend to others.

Professor Dunn was one of the most enthusiastic, fun, and educated professors I have had at UNC. I truly felt as if I mastered the material and was genuinely excited to come to class each week. Professor Dunn is such a caring student and very clearly shows the sociology is his passion.

Thanks for a great class Professor Dunn!

This class taught by Professor Dunn was honestly one of the best classes that I have had during my time at UNC. He was so enthusiastic about the material, it really engaged everyone to think about the sociological issues not only from a textbook definition, but also through real world examples. He gave us the opportunity to learn individually, with peers, and voice our own opinions about the subject matter. He is one of the most passionate professors that I have had, and truly not only cares about the subject matter, but cares about each student's success and understanding of the field of sociology. I honestly never thought that I would enjoy sociology as much as I have through this class, and I only wish that he taught more courses so I could learn more from him.

Dr. Dunn is super passionate about sociology and makes sure to share his passion with all the students in the class. He does an excellent job to make sure we understand the material and to make every class a class to look forward to. Every minute of class time was useful and he allowed us to work with fellow classmates and engage in intelligent discussion with others in the class to learn more about the material. He was very interactive, allowing us to play monopoly to understand income inequality. Not only was this class fun and exciting, but I learned a great deal of information. The workload was not too much and the grading was fair.

This was a great course and Michael Dunn was a wonderful and enthusiastic teacher

The course was interesting, but I feel like it could have been more challenging. I enjoyed the activities and class discussions but I do wish we had been able to cover more material and more challenging topics.

One of the best classes I've ever taken.

I loved this class. Though the reading notes were tedious to do. They were really helpful! this is teh most exciting course in my class. And I loved my successin this class. Thank you, Professor Dunn!

## Comments on overall assessment of this Instructor.

### Comments

Professor Dunn is a phenomenal professor! He really cares about both his students and the subject material, and it shows in his lectures.

One of the best professors I have ever had. He is very approachable and actually cares about whether the students take something meaningful away from the material instead of just memorizing the material to pass a test. I felt at home in the classroom and Prof. Dunn is the biggest reason for that. Thank you for being awesome!

Professor Dunn shows true passion about this course and it spreads to the entire class. He always wanted us to contribute and never rejected our comments. Truly one of my favorite professors.

Professor Dunn is the best professor I've had at UNC! You can tell he is so enthusiastic about teaching this class and he has an obvious passion for sociology. He treats all the students with respect and I am always looking forward to coming to sociology class. Really great person and professor overall!!

The homework he assigned (the notes from the books and especially the discussion questions) were very UNHELPFUL. I currently have an A in the class, and I would say the reason why my test average is so high is due to me NOT reading over my notes from the book. I made a B+ on the first exam by reviewing my notes and discussion questions, but I made a 100 on the second exam from only rereading the book. I would either shorten or completely get rid of the book notes.

On Michael Dunn as an instructor - he was very enthusiastic and a fantastic professor. I would recommend him to anyone, because all of his in class assignments and lectures were very clear and helpful. I also emailed him several times outside of class (around 15 times), and each time he answered promptly and his answers were always clear. I would like to have him as a professor again.

### Best professor

Professor Dunn is a great teacher and is very enthusiastic about the material. This makes the class interesting and makes me excited about sociology as well! Professor Dunn is also great at stimulating class discussions and explaining concepts clearly.

Very enthusiastic and passionate about sociology! Clear and direct. Great professor.

He is amazing. He was so enthusiastic about the material, it really engaged everyone to think about the sociological issues not only from a textbook definition, but also through real world examples. He gave us the opportunity to learn individually, with peers, and voice our own opinions about the subject matter. He is one of the most passionate professors that I have had, and truly not only cares about the subject matter, but cares about each student's success and understanding of the field of sociology. I honestly never thought that I would enjoy sociology as much as I have through this class, and I only wish that he taught more courses so I could learn more from him.

Great professor, thank you for a great year.

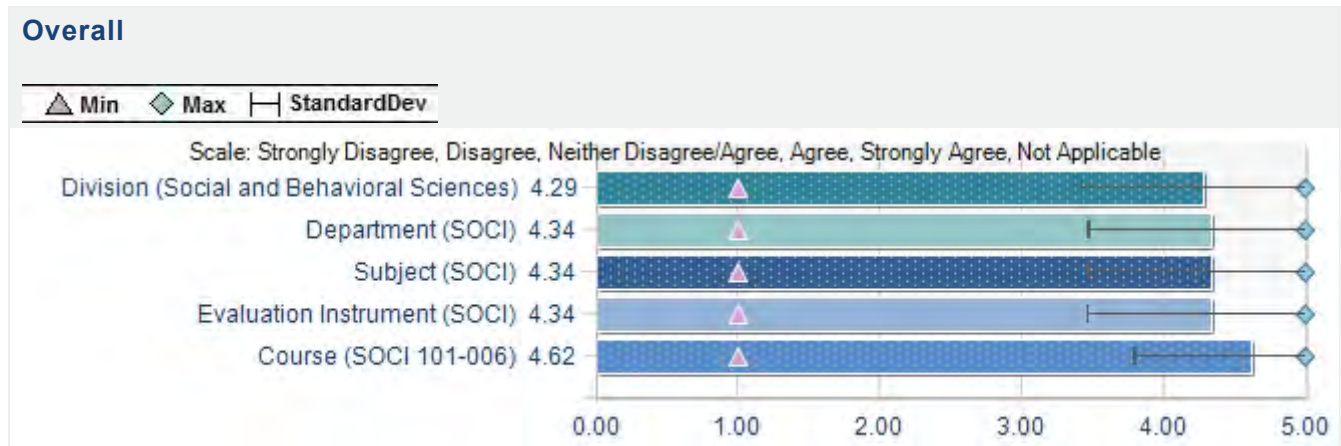
He was very energetic and excited about the topic. He also made sure all students were engaged and he was a very fair grader. He prepared students for the test very well.

Very enthusiastic, but maybe could have been more critical on grading assignments.

Truly cares about students and loves to teach what he is passionate about.

## Comparisons: Course Characteristics

**The course challenged me to think deeply about the subject matter.**



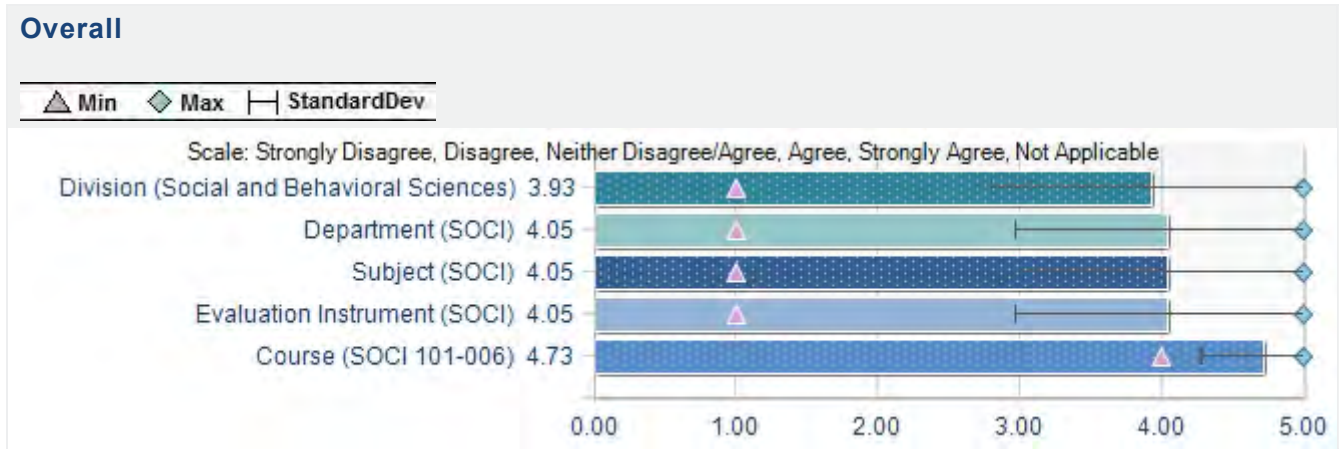
**The course material (e.g., coursepack, website, texts) helped me better understand the subject matter.**



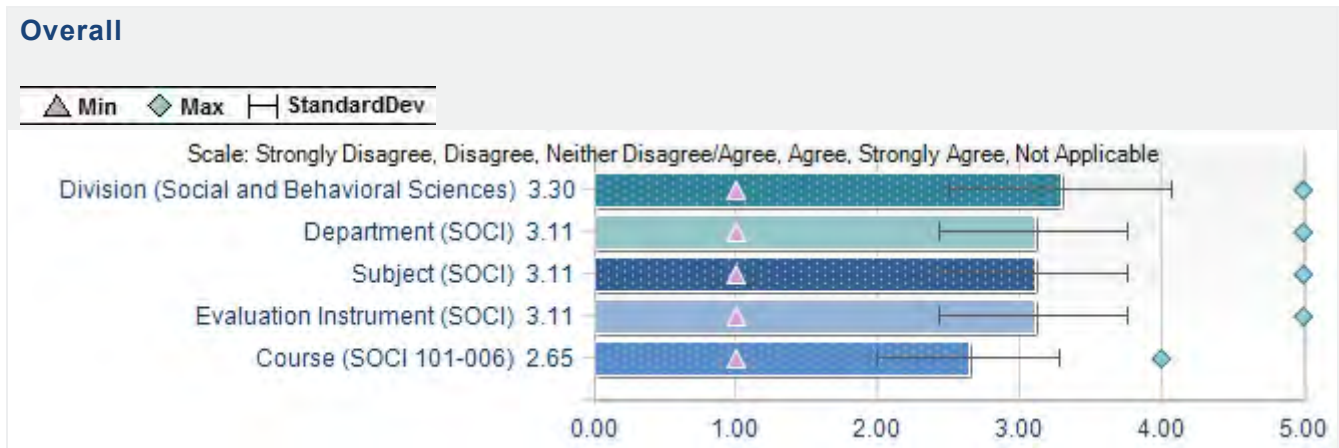
**The course assignments helped me better understand the subject matter.**



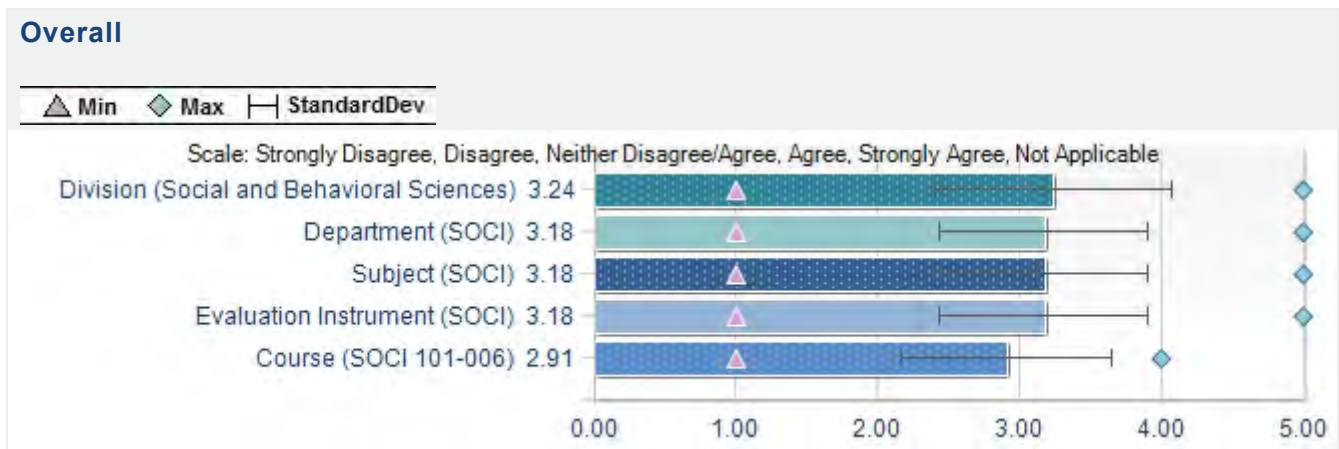
**This course was very exciting to me intellectually.**



**Rate the grading standards of this course compared with others you have taken at UNC.**



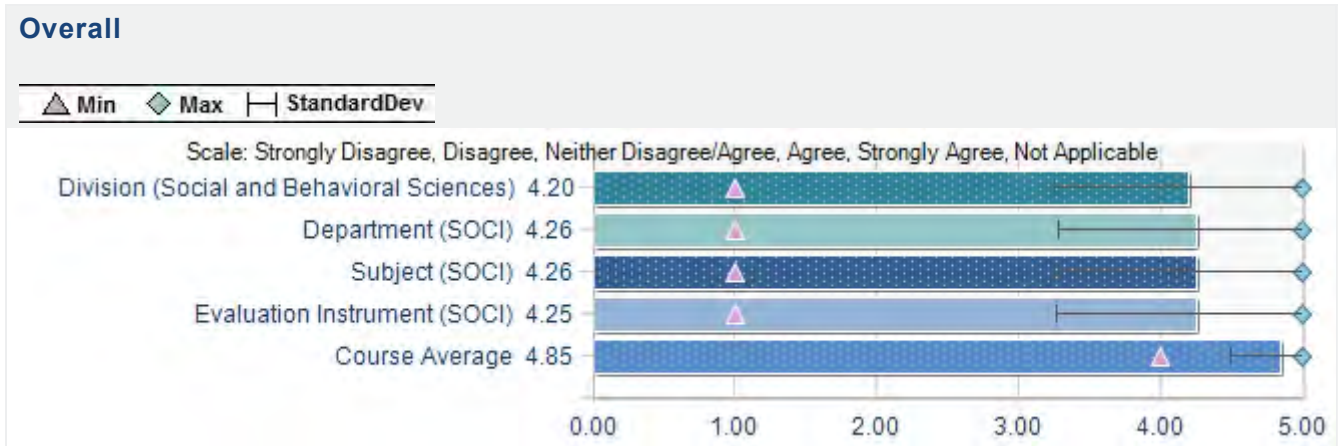
**Rate the workload required in this course compared with others you have taken at UNC.**



**Comparisons: Instructor Characteristics**



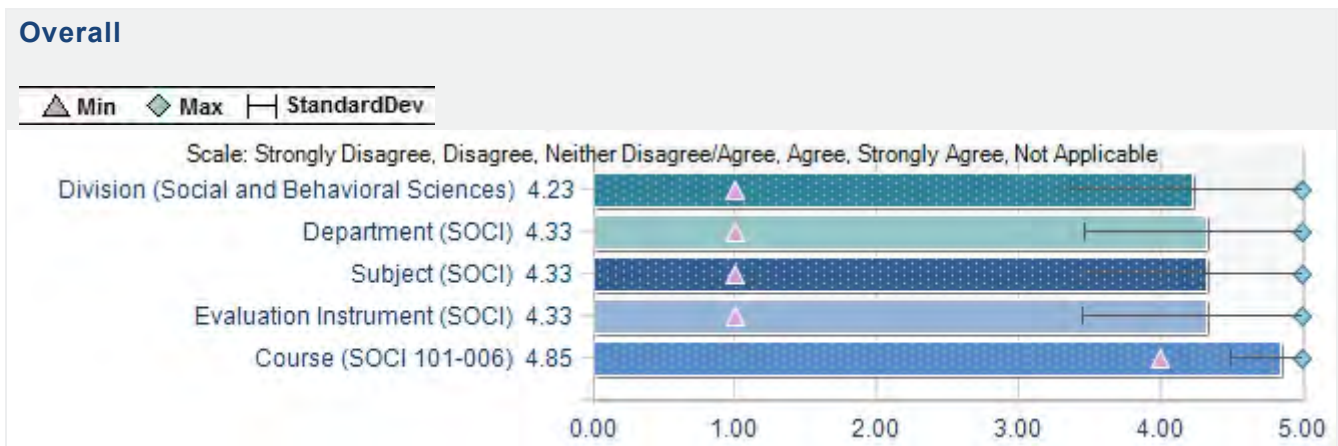
**The instructor clearly communicated what was expected of me in this class.**



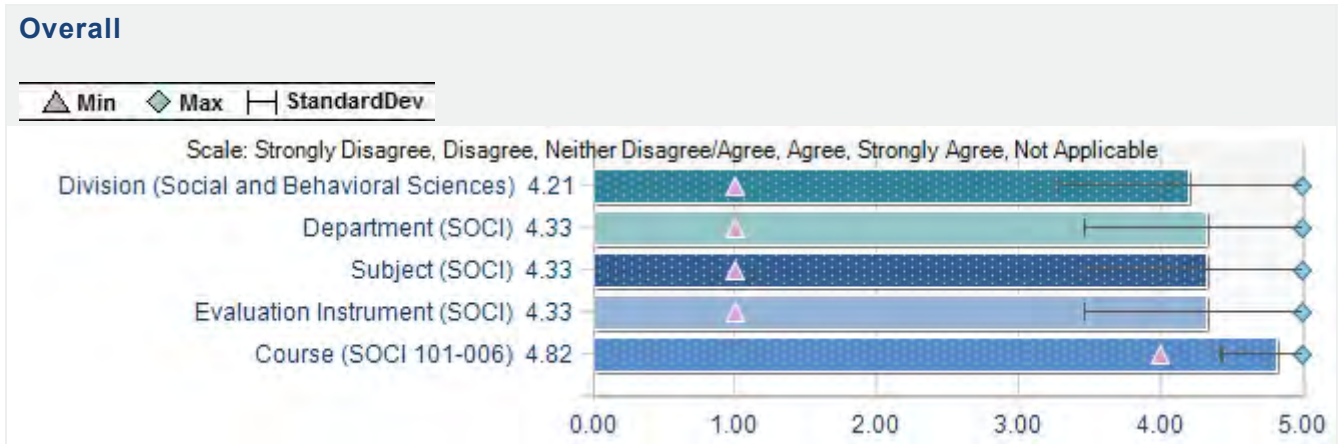
**I was able to get individual help when I needed it.**



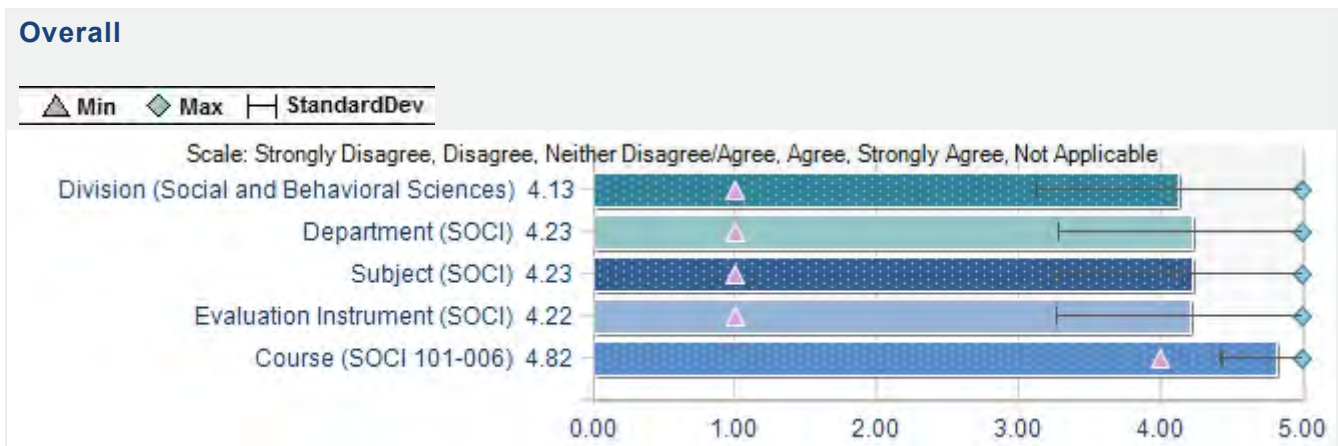
**The instructor evaluated my work fairly.**



**The instructor showed concern about whether students learned the material.**



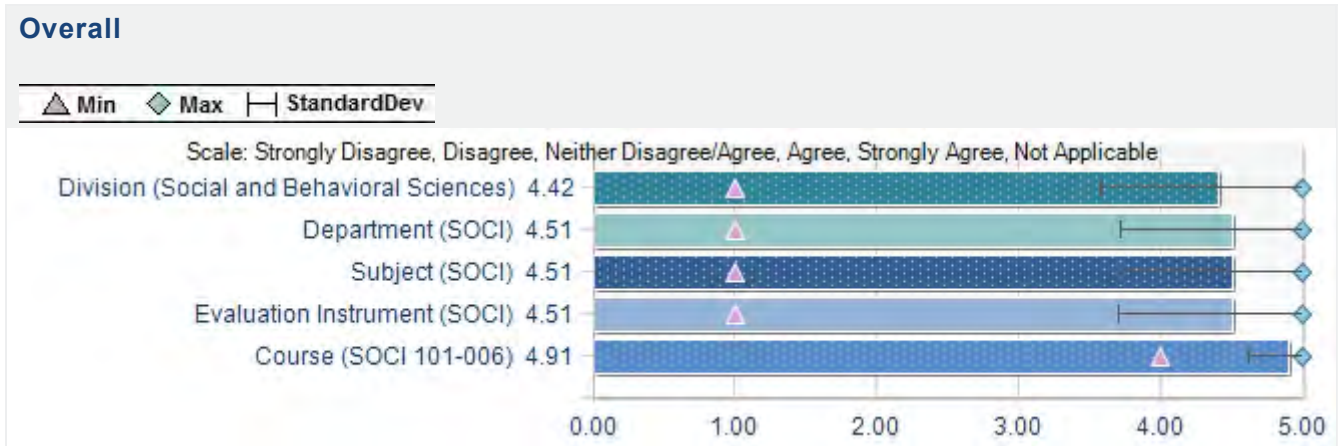
**The instructor expressed ideas clearly.**



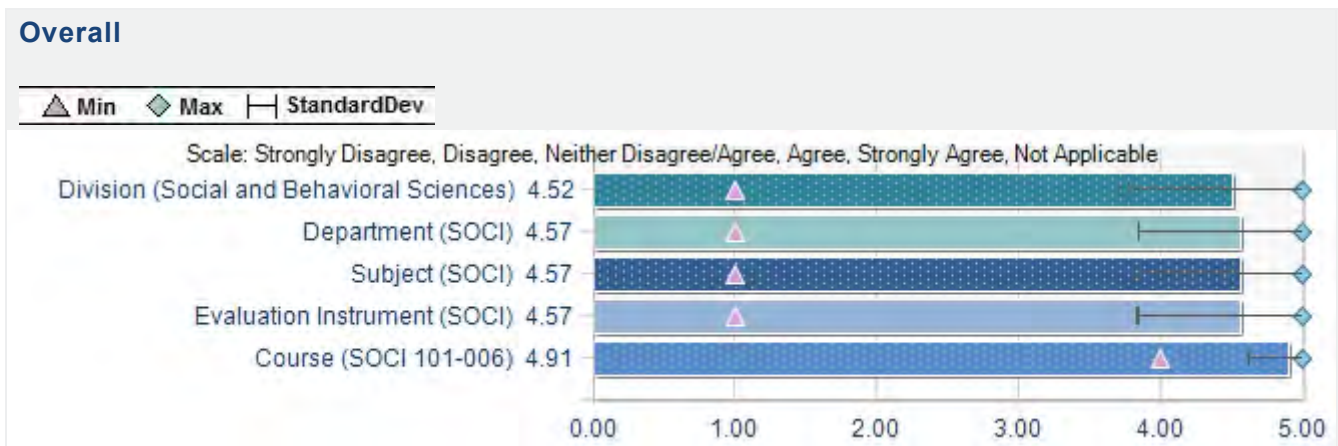
**The instructor showed enthusiasm for the subject matter.**



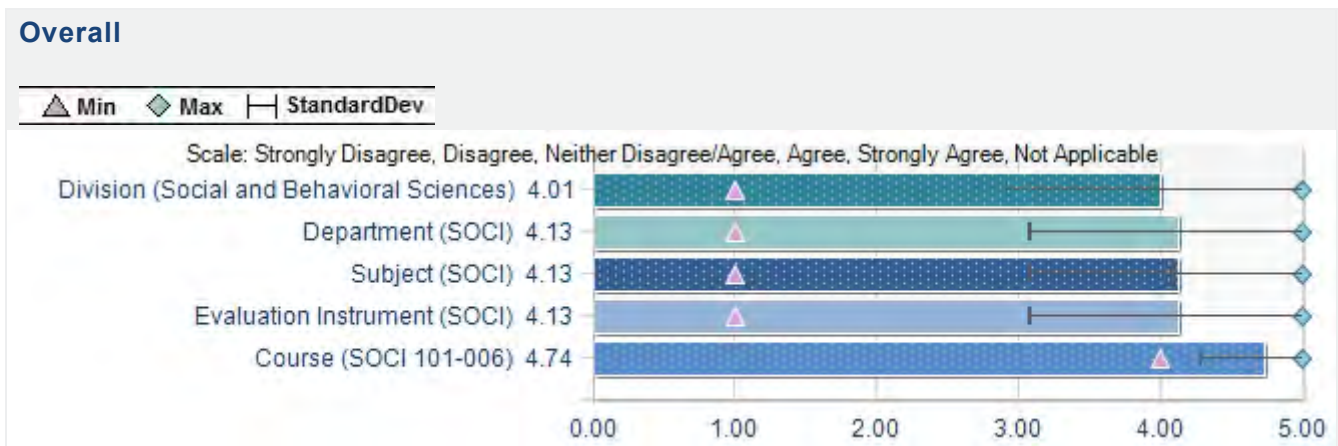
**The instructor showed enthusiasm for teaching the class.**



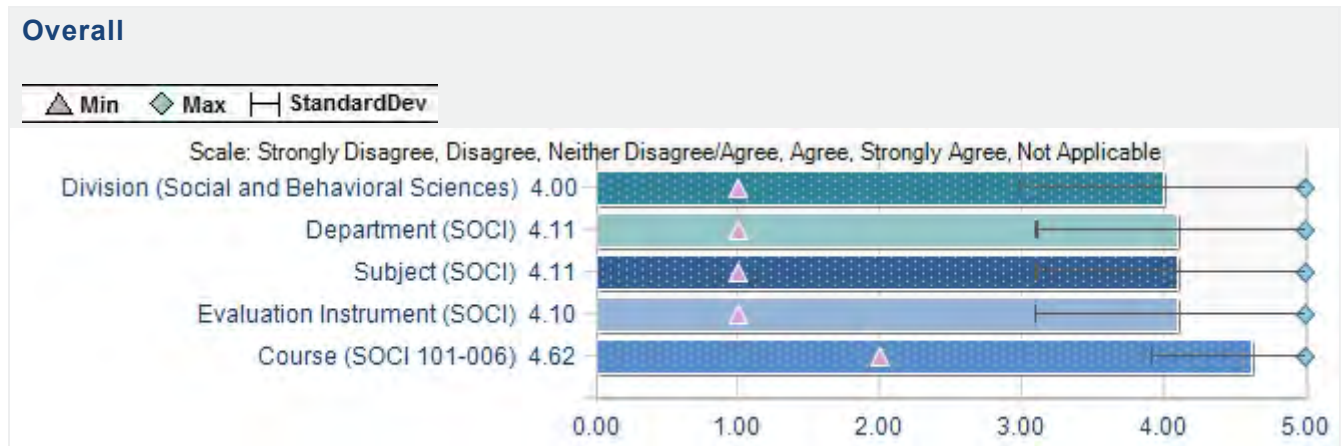
**The instructor treated all students with respect.**



**The instructional techniques engaged me with the subject matter.**

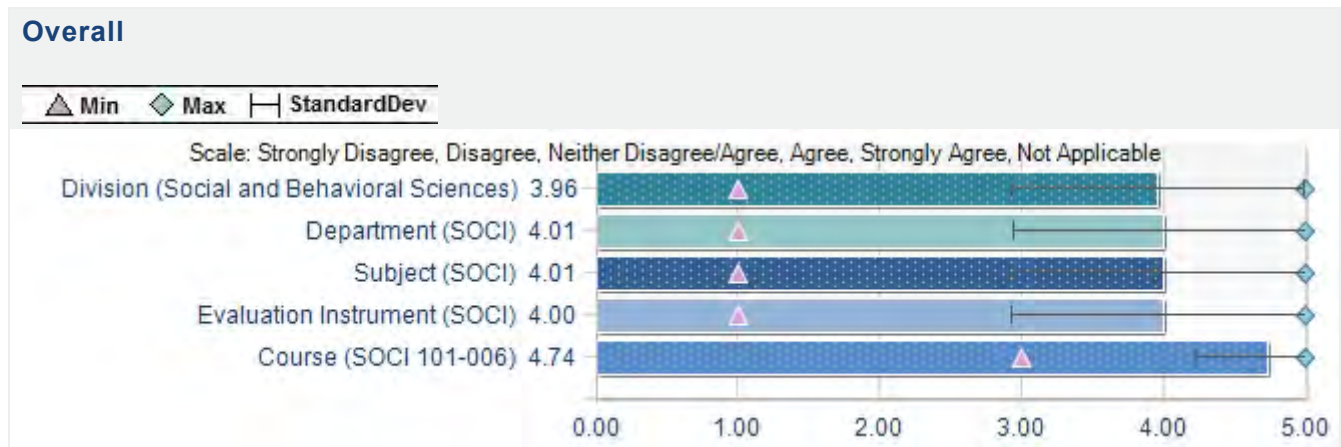


**The instructor provided me with helpful feedback on my performance.**



**Comparisons: Overall Course Assessment**

**Overall, this course was excellent.**

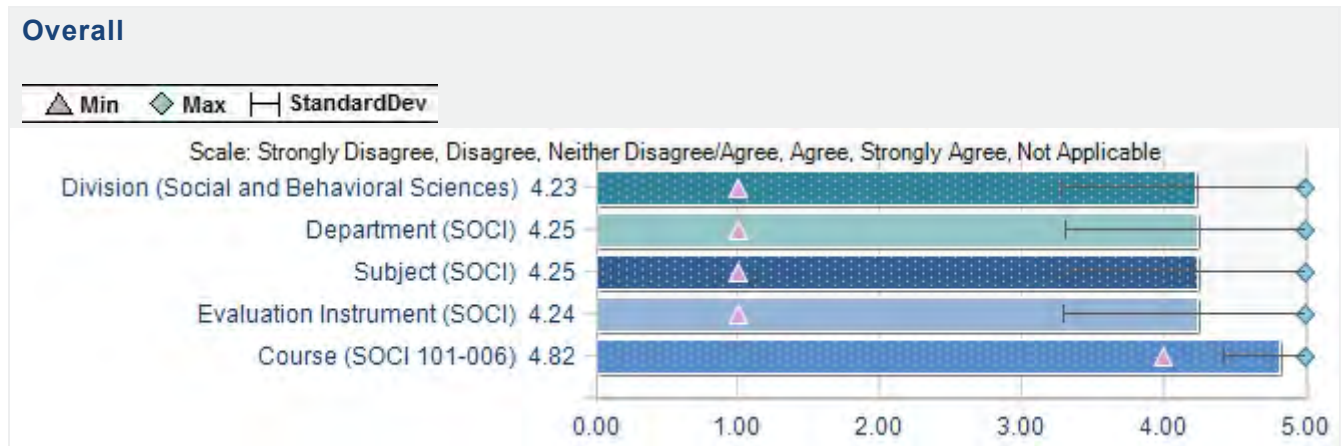


**Overall, I learned a great deal from this course.**



**Comparisons: Overall Instructor Assessment**

**Overall, this instructor was an effective teacher.**



**The instructor held class meetings consistent with the official schedule published for this course.**



### Comparisons: Teaching Award Recommendation

**The instructor was one of the best I have had at Carolina, fully deserving of a teaching award.**



### Comparison: Feedback to Students

**The instructor handled questions well.**



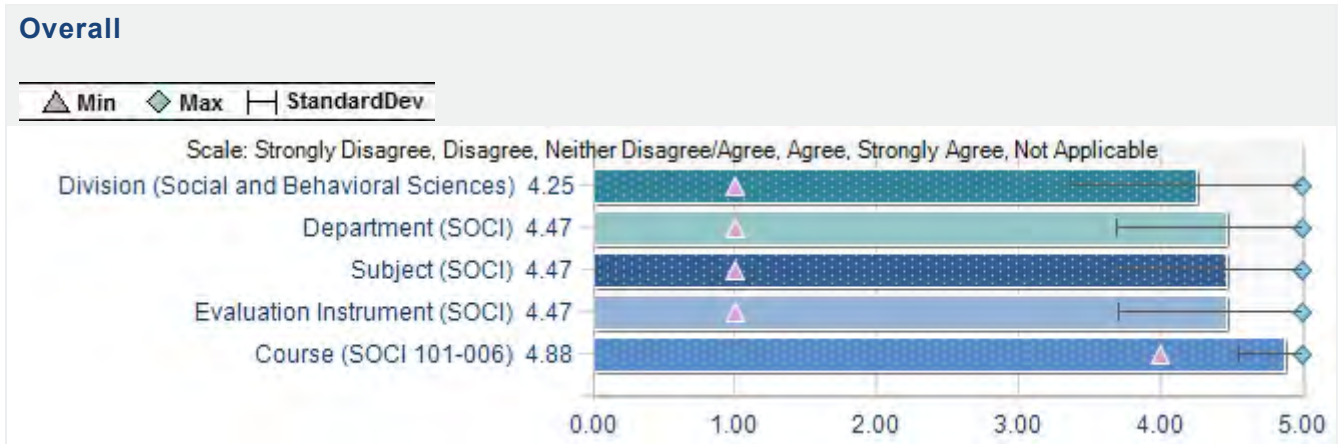
**The instructor used examples that had relevance for me.**



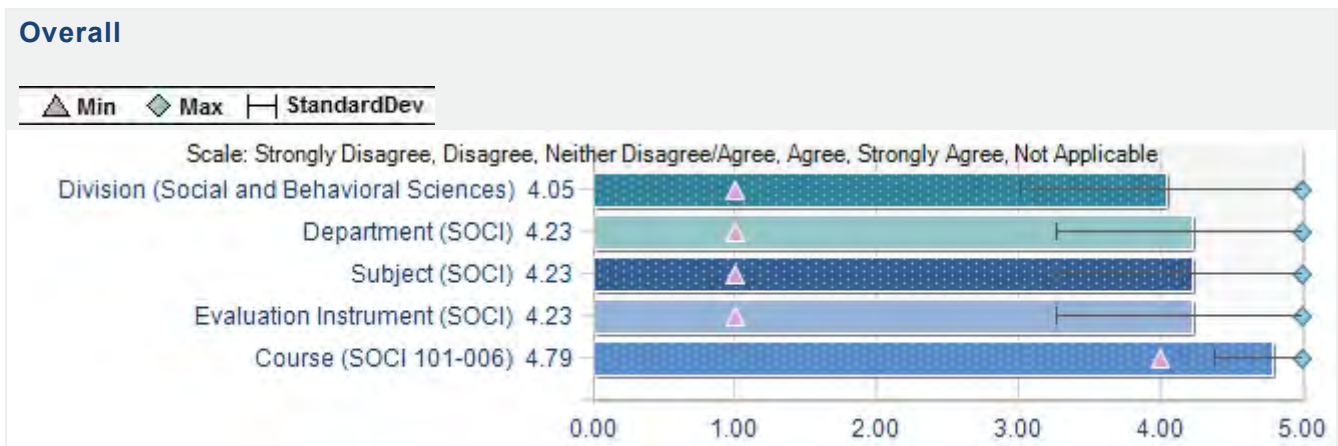
**The instructor used class time well.**



**The instructor encouraged students to participate in this class.**



**This course was designed to keep me engaged in learning.**



**The workload was appropriate for what I gained from this class.**



**Question Response Breakdowns**

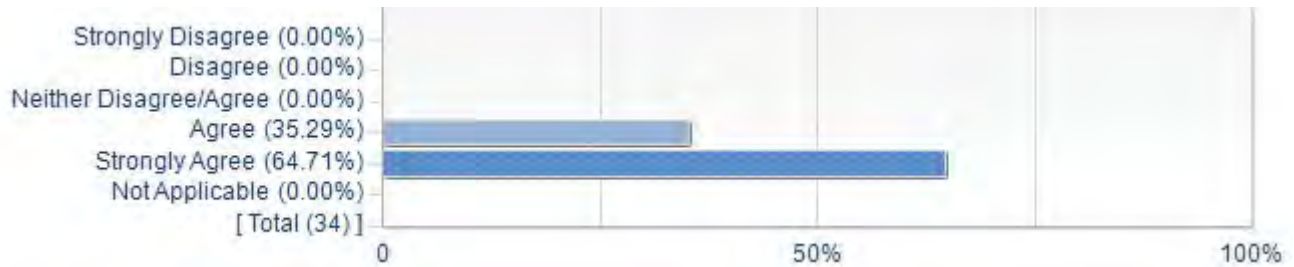
**The course challenged me to think deeply about the subject matter.**



| Options                | Score | Count | Percentage |
|------------------------|-------|-------|------------|
| Strongly Disagree      | 1     | 1     | 2.94%      |
| Disagree               | 2     | 0     | 0.00%      |
| Neither Disagree/Agree | 3     | 1     | 2.94%      |
| Agree                  | 4     | 7     | 20.59%     |
| Strongly Agree         | 5     | 25    | 73.53%     |
| Not Applicable         | NRP   | 0     | 0.00%      |

| Statistics                    | Value |
|-------------------------------|-------|
| Mean                          | 4.62  |
| Median                        | 5.00  |
| Semi-Interquartile Range      | 0.50  |
| 50th Percentile               | 5.00  |
| Standard Deviation            | 0.82  |
| Population Standard Deviation | 0.80  |
| Standard Error (base on SD)   | 0.14  |
| Standard Error (base on PSD)  | 0.14  |

**The course material (e.g., coursepack, website, texts) helped me better understand the subject matter.**



| Options                | Score | Count | Percentage |
|------------------------|-------|-------|------------|
| Strongly Disagree      | 1     | 0     | 0.00%      |
| Disagree               | 2     | 0     | 0.00%      |
| Neither Disagree/Agree | 3     | 0     | 0.00%      |
| Agree                  | 4     | 12    | 35.29%     |
| Strongly Agree         | 5     | 22    | 64.71%     |
| Not Applicable         | NRP   | 0     | 0.00%      |

| Statistics                    | Value |
|-------------------------------|-------|
| Mean                          | 4.65  |
| Median                        | 5.00  |
| Semi-Interquartile Range      | 0.50  |
| 50th Percentile               | 5.00  |
| Standard Deviation            | 0.49  |
| Population Standard Deviation | 0.48  |
| Standard Error (base on SD)   | 0.08  |
| Standard Error (base on PSD)  | 0.08  |




**The course assignments helped me better understand the subject matter.**



| Options                | Score | Count | Percentage |
|------------------------|-------|-------|------------|
| Strongly Disagree      | 1     | 0     | 0.00%      |
| Disagree               | 2     | 0     | 0.00%      |
| Neither Disagree/Agree | 3     | 1     | 2.94%      |
| Agree                  | 4     | 10    | 29.41%     |
| Strongly Agree         | 5     | 23    | 67.65%     |
| Not Applicable         | NRP   | 0     | 0.00%      |

| Statistics                    | Value |
|-------------------------------|-------|
| Mean                          | 4.65  |
| Median                        | 5.00  |
| Semi-Interquartile Range      | 0.50  |
| 50th Percentile               | 5.00  |
| Standard Deviation            | 0.54  |
| Population Standard Deviation | 0.54  |
| Standard Error (base on SD)   | 0.09  |
| Standard Error (base on PSD)  | 0.09  |

**This course was very exciting to me intellectually.**



| Options                | Score | Count | Percentage |
|------------------------|-------|-------|------------|
| Strongly Disagree      | 1     | 0     | 0.00%      |
| Disagree               | 2     | 0     | 0.00%      |
| Neither Disagree/Agree | 3     | 0     | 0.00%      |
| Agree                  | 4     | 9     | 27.27%     |
| Strongly Agree         | 5     | 24    | 72.73%     |
| Not Applicable         | NRP   | 0     | 0.00%      |

| Statistics                    | Value |
|-------------------------------|-------|
| Mean                          | 4.73  |
| Median                        | 5.00  |
| Semi-Interquartile Range      | 0.50  |
| 50th Percentile               | 5.00  |
| Standard Deviation            | 0.45  |
| Population Standard Deviation | 0.45  |
| Standard Error (base on SD)   | 0.08  |
| Standard Error (base on PSD)  | 0.08  |

**Rate the grading standards of this course compared with others you have taken at UNC.**



| Options             | Score | Count | Percentage |
|---------------------|-------|-------|------------|
| Very Easy           | 1     | 2     | 5.88%      |
| Easier Than Average | 2     | 9     | 26.47%     |
| Average             | 3     | 22    | 64.71%     |
| More Rigorous       | 4     | 1     | 2.94%      |
| Most Rigorous       | 5     | 0     | 0.00%      |

| Statistics                    | Value |
|-------------------------------|-------|
| Mean                          | 2.65  |
| Median                        | 3.00  |
| Semi-Interquartile Range      | 0.50  |
| 50th Percentile               | 3.00  |
| Standard Deviation            | 0.65  |
| Population Standard Deviation | 0.64  |
| Standard Error (base on SD)   | 0.11  |
| Standard Error (base on PSD)  | 0.11  |

**Rate the workload required in this course compared with others you have taken at UNC.**



| Options             | Score | Count | Percentage |
|---------------------|-------|-------|------------|
| Very Easy           | 1     | 2     | 5.88%      |
| Easier Than Average | 2     | 5     | 14.71%     |
| Average             | 3     | 21    | 61.76%     |
| More Rigorous       | 4     | 6     | 17.65%     |
| Most Rigorous       | 5     | 0     | 0.00%      |

| Statistics                    | Value |
|-------------------------------|-------|
| Mean                          | 2.91  |
| Median                        | 3.00  |
| Semi-Interquartile Range      | 0.00  |
| 50th Percentile               | 3.00  |
| Standard Deviation            | 0.75  |
| Population Standard Deviation | 0.74  |
| Standard Error (base on SD)   | 0.13  |
| Standard Error (base on PSD)  | 0.13  |

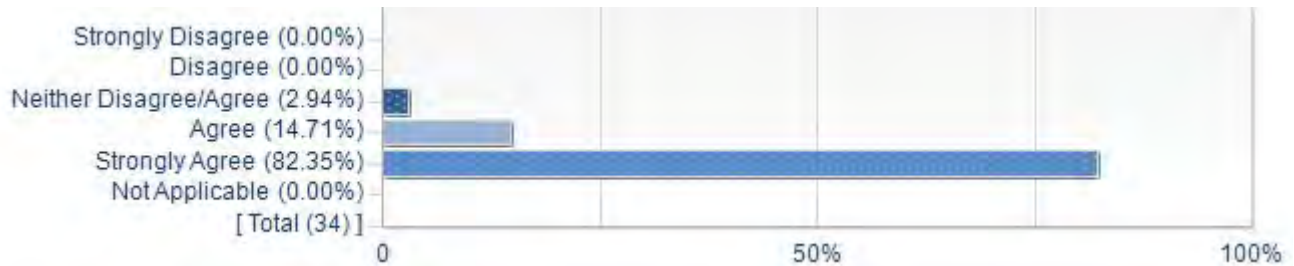
**The instructor clearly communicated what was expected of me in this class.**



| Options                | Score | Count | Percentage |
|------------------------|-------|-------|------------|
| Strongly Disagree      | 1     | 0     | 0.00%      |
| Disagree               | 2     | 0     | 0.00%      |
| Neither Disagree/Agree | 3     | 0     | 0.00%      |
| Agree                  | 4     | 5     | 14.71%     |
| Strongly Agree         | 5     | 29    | 85.29%     |
| Not Applicable         | NRP   | 0     | 0.00%      |

| Statistics                    | Value |
|-------------------------------|-------|
| Mean                          | 4.85  |
| Median                        | 5.00  |
| Semi-Interquartile Range      | 0.00  |
| 50th Percentile               | 5.00  |
| Standard Deviation            | 0.36  |
| Population Standard Deviation | 0.35  |
| Standard Error (base on SD)   | 0.06  |
| Standard Error (base on PSD)  | 0.06  |

**I was able to get individual help when I needed it.**



| Options                | Score | Count | Percentage |
|------------------------|-------|-------|------------|
| Strongly Disagree      | 1     | 0     | 0.00%      |
| Disagree               | 2     | 0     | 0.00%      |
| Neither Disagree/Agree | 3     | 1     | 2.94%      |
| Agree                  | 4     | 5     | 14.71%     |
| Strongly Agree         | 5     | 28    | 82.35%     |
| Not Applicable         | NRP   | 0     | 0.00%      |

| Statistics                    | Value |
|-------------------------------|-------|
| Mean                          | 4.79  |
| Median                        | 5.00  |
| Semi-Interquartile Range      | 0.00  |
| 50th Percentile               | 5.00  |
| Standard Deviation            | 0.48  |
| Population Standard Deviation | 0.47  |
| Standard Error (base on SD)   | 0.08  |
| Standard Error (base on PSD)  | 0.08  |

**The instructor evaluated my work fairly.**



| Options                | Score | Count | Percentage |
|------------------------|-------|-------|------------|
| Strongly Disagree      | 1     | 0     | 0.00%      |
| Disagree               | 2     | 0     | 0.00%      |
| Neither Disagree/Agree | 3     | 0     | 0.00%      |
| Agree                  | 4     | 5     | 14.71%     |
| Strongly Agree         | 5     | 29    | 85.29%     |
| Not Applicable         | NRP   | 0     | 0.00%      |

| Statistics                    | Value |
|-------------------------------|-------|
| Mean                          | 4.85  |
| Median                        | 5.00  |
| Semi-Interquartile Range      | 0.00  |
| 50th Percentile               | 5.00  |
| Standard Deviation            | 0.36  |
| Population Standard Deviation | 0.35  |
| Standard Error (base on SD)   | 0.06  |
| Standard Error (base on PSD)  | 0.06  |


**The instructor showed concern about whether students learned the material.**



| Options                | Score | Count | Percentage |
|------------------------|-------|-------|------------|
| Strongly Disagree      | 1     | 0     | 0.00%      |
| Disagree               | 2     | 0     | 0.00%      |
| Neither Disagree/Agree | 3     | 0     | 0.00%      |
| Agree                  | 4     | 6     | 17.65%     |
| Strongly Agree         | 5     | 28    | 82.35%     |
| Not Applicable         | NRP   | 0     | 0.00%      |

| Statistics                    | Value |
|-------------------------------|-------|
| Mean                          | 4.82  |
| Median                        | 5.00  |
| Semi-Interquartile Range      | 0.00  |
| 50th Percentile               | 5.00  |
| Standard Deviation            | 0.39  |
| Population Standard Deviation | 0.38  |
| Standard Error (base on SD)   | 0.07  |
| Standard Error (base on PSD)  | 0.07  |


**The instructor expressed ideas clearly.**



| Options                | Score | Count | Percentage |
|------------------------|-------|-------|------------|
| Strongly Disagree      | 1     | 0     | 0.00%      |
| Disagree               | 2     | 0     | 0.00%      |
| Neither Disagree/Agree | 3     | 0     | 0.00%      |
| Agree                  | 4     | 6     | 17.65%     |
| Strongly Agree         | 5     | 28    | 82.35%     |
| Not Applicable         | NRP   | 0     | 0.00%      |

| Statistics                    | Value |
|-------------------------------|-------|
| Mean                          | 4.82  |
| Median                        | 5.00  |
| Semi-Interquartile Range      | 0.00  |
| 50th Percentile               | 5.00  |
| Standard Deviation            | 0.39  |
| Population Standard Deviation | 0.38  |
| Standard Error (base on SD)   | 0.07  |
| Standard Error (base on PSD)  | 0.07  |


**The instructor showed enthusiasm for the subject matter.**



| Options                | Score | Count | Percentage |
|------------------------|-------|-------|------------|
| Strongly Disagree      | 1     | 0     | 0.00%      |
| Disagree               | 2     | 0     | 0.00%      |
| Neither Disagree/Agree | 3     | 0     | 0.00%      |
| Agree                  | 4     | 3     | 8.82%      |
| Strongly Agree         | 5     | 31    | 91.18%     |
| Not Applicable         | NRP   | 0     | 0.00%      |

| Statistics                    | Value |
|-------------------------------|-------|
| Mean                          | 4.91  |
| Median                        | 5.00  |
| Semi-Interquartile Range      | 0.00  |
| 50th Percentile               | 5.00  |
| Standard Deviation            | 0.29  |
| Population Standard Deviation | 0.28  |
| Standard Error (base on SD)   | 0.05  |
| Standard Error (base on PSD)  | 0.05  |


**The instructor showed enthusiasm for teaching the class.**



| Options                | Score | Count | Percentage |
|------------------------|-------|-------|------------|
| Strongly Disagree      | 1     | 0     | 0.00%      |
| Disagree               | 2     | 0     | 0.00%      |
| Neither Disagree/Agree | 3     | 0     | 0.00%      |
| Agree                  | 4     | 3     | 8.82%      |
| Strongly Agree         | 5     | 31    | 91.18%     |
| Not Applicable         | NRP   | 0     | 0.00%      |

| Statistics                    | Value |
|-------------------------------|-------|
| Mean                          | 4.91  |
| Median                        | 5.00  |
| Semi-Interquartile Range      | 0.00  |
| 50th Percentile               | 5.00  |
| Standard Deviation            | 0.29  |
| Population Standard Deviation | 0.28  |
| Standard Error (base on SD)   | 0.05  |
| Standard Error (base on PSD)  | 0.05  |

**The instructor treated all students with respect.**



| Options                | Score | Count | Percentage |
|------------------------|-------|-------|------------|
| Strongly Disagree      | 1     | 0     | 0.00%      |
| Disagree               | 2     | 0     | 0.00%      |
| Neither Disagree/Agree | 3     | 0     | 0.00%      |
| Agree                  | 4     | 3     | 8.82%      |
| Strongly Agree         | 5     | 31    | 91.18%     |
| Not Applicable         | NRP   | 0     | 0.00%      |

| Statistics                    | Value |
|-------------------------------|-------|
| Mean                          | 4.91  |
| Median                        | 5.00  |
| Semi-Interquartile Range      | 0.00  |
| 50th Percentile               | 5.00  |
| Standard Deviation            | 0.29  |
| Population Standard Deviation | 0.28  |
| Standard Error (base on SD)   | 0.05  |
| Standard Error (base on PSD)  | 0.05  |

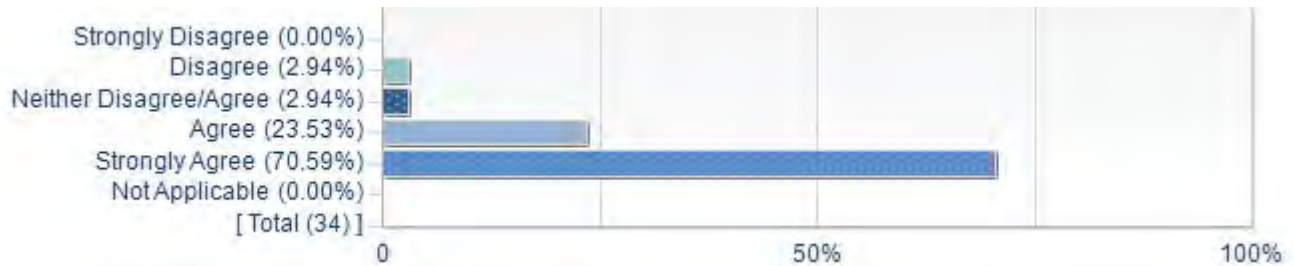
**The instructional techniques engaged me with the subject matter.**



| Options                | Score | Count | Percentage |
|------------------------|-------|-------|------------|
| Strongly Disagree      | 1     | 0     | 0.00%      |
| Disagree               | 2     | 0     | 0.00%      |
| Neither Disagree/Agree | 3     | 0     | 0.00%      |
| Agree                  | 4     | 9     | 26.47%     |
| Strongly Agree         | 5     | 25    | 73.53%     |
| Not Applicable         | NRP   | 0     | 0.00%      |

| Statistics                    | Value |
|-------------------------------|-------|
| Mean                          | 4.74  |
| Median                        | 5.00  |
| Semi-Interquartile Range      | 0.50  |
| 50th Percentile               | 5.00  |
| Standard Deviation            | 0.45  |
| Population Standard Deviation | 0.44  |
| Standard Error (base on SD)   | 0.08  |
| Standard Error (base on PSD)  | 0.08  |

**The instructor provided me with helpful feedback on my performance.**



| Options                | Score | Count | Percentage |
|------------------------|-------|-------|------------|
| Strongly Disagree      | 1     | 0     | 0.00%      |
| Disagree               | 2     | 1     | 2.94%      |
| Neither Disagree/Agree | 3     | 1     | 2.94%      |
| Agree                  | 4     | 8     | 23.53%     |
| Strongly Agree         | 5     | 24    | 70.59%     |
| Not Applicable         | NRP   | 0     | 0.00%      |

| Statistics                    | Value |
|-------------------------------|-------|
| Mean                          | 4.62  |
| Median                        | 5.00  |
| Semi-Interquartile Range      | 0.50  |
| 50th Percentile               | 5.00  |
| Standard Deviation            | 0.70  |
| Population Standard Deviation | 0.69  |
| Standard Error (base on SD)   | 0.12  |
| Standard Error (base on PSD)  | 0.12  |


**Overall, this course was excellent.**



| Options                | Score | Count | Percentage |
|------------------------|-------|-------|------------|
| Strongly Disagree      | 1     | 0     | 0.00%      |
| Disagree               | 2     | 0     | 0.00%      |
| Neither Disagree/Agree | 3     | 1     | 2.94%      |
| Agree                  | 4     | 7     | 20.59%     |
| Strongly Agree         | 5     | 26    | 76.47%     |
| Not Applicable         | NRP   | 0     | 0.00%      |

| Statistics                    | Value |
|-------------------------------|-------|
| Mean                          | 4.74  |
| Median                        | 5.00  |
| Semi-Interquartile Range      | 0.00  |
| 50th Percentile               | 5.00  |
| Standard Deviation            | 0.51  |
| Population Standard Deviation | 0.50  |
| Standard Error (base on SD)   | 0.09  |
| Standard Error (base on PSD)  | 0.09  |

**Overall, I learned a great deal from this course.**

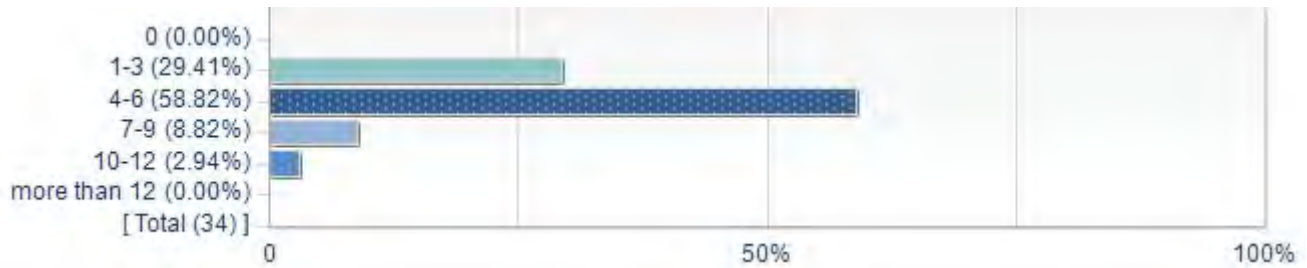


| Options                | Score | Count | Percentage |
|------------------------|-------|-------|------------|
| Strongly Disagree      | 1     | 0     | 0.00%      |
| Disagree               | 2     | 0     | 0.00%      |
| Neither Disagree/Agree | 3     | 1     | 3.03%      |
| Agree                  | 4     | 9     | 27.27%     |
| Strongly Agree         | 5     | 23    | 69.70%     |
| Not Applicable         | NRP   | 0     | 0.00%      |

| Statistics                    | Value |
|-------------------------------|-------|
| Mean                          | 4.67  |
| Median                        | 5.00  |
| Semi-Interquartile Range      | 0.50  |
| 50th Percentile               | 5.00  |
| Standard Deviation            | 0.54  |
| Population Standard Deviation | 0.53  |
| Standard Error (base on SD)   | 0.09  |
| Standard Error (base on PSD)  | 0.09  |



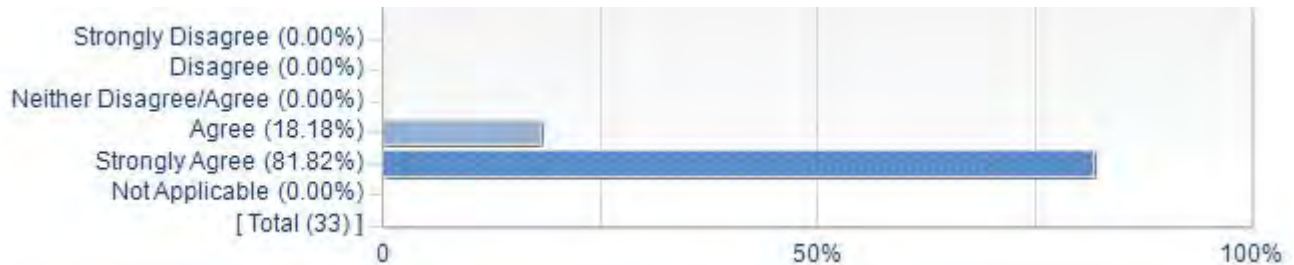
Please estimate the average number of hours per week that you spent outside of class on work related to this course.



| Options      | Score | Count | Percentage |
|--------------|-------|-------|------------|
| 0            | 0     | 0     | 0.00%      |
| 1-3          | 1     | 10    | 29.41%     |
| 4-6          | 2     | 20    | 58.82%     |
| 7-9          | 3     | 3     | 8.82%      |
| 10-12        | 4     | 1     | 2.94%      |
| more than 12 | 5     | 0     | 0.00%      |

| Statistics                    | Value |
|-------------------------------|-------|
| Mean                          | 1.85  |
| Median                        | 2.00  |
| Semi-Interquartile Range      | 0.50  |
| 50th Percentile               | 2.00  |
| Standard Deviation            | 0.70  |
| Population Standard Deviation | 0.69  |
| Standard Error (base on SD)   | 0.12  |
| Standard Error (base on PSD)  | 0.12  |

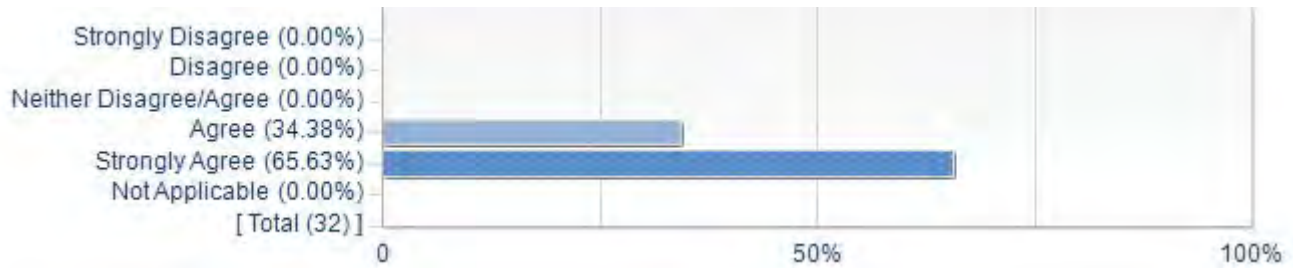
Overall, this instructor was an effective teacher.



| Options                | Score | Count | Percentage |
|------------------------|-------|-------|------------|
| Strongly Disagree      | 1     | 0     | 0.00%      |
| Disagree               | 2     | 0     | 0.00%      |
| Neither Disagree/Agree | 3     | 0     | 0.00%      |
| Agree                  | 4     | 6     | 18.18%     |
| Strongly Agree         | 5     | 27    | 81.82%     |
| Not Applicable         | NRP   | 0     | 0.00%      |

| Statistics                    | Value |
|-------------------------------|-------|
| Mean                          | 4.82  |
| Median                        | 5.00  |
| Semi-Interquartile Range      | 0.00  |
| 50th Percentile               | 5.00  |
| Standard Deviation            | 0.39  |
| Population Standard Deviation | 0.39  |
| Standard Error (base on SD)   | 0.07  |
| Standard Error (base on PSD)  | 0.07  |

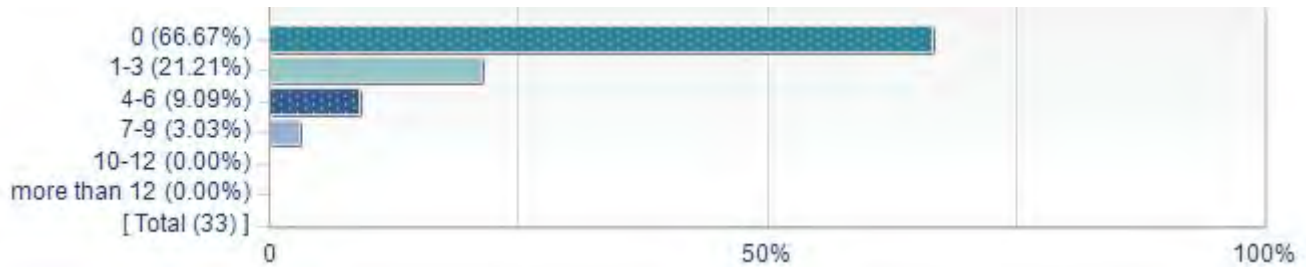
**The instructor held class meetings consistent with the official schedule published for this course.**



| Options                | Score | Count | Percentage |
|------------------------|-------|-------|------------|
| Strongly Disagree      | 1     | 0     | 0.00%      |
| Disagree               | 2     | 0     | 0.00%      |
| Neither Disagree/Agree | 3     | 0     | 0.00%      |
| Agree                  | 4     | 11    | 34.38%     |
| Strongly Agree         | 5     | 21    | 65.63%     |
| Not Applicable         | NRP   | 0     | 0.00%      |

| Statistics                    | Value |
|-------------------------------|-------|
| Mean                          | 4.66  |
| Median                        | 5.00  |
| Semi-Interquartile Range      | 0.50  |
| 50th Percentile               | 5.00  |
| Standard Deviation            | 0.48  |
| Population Standard Deviation | 0.47  |
| Standard Error (base on SD)   | 0.09  |
| Standard Error (base on PSD)  | 0.08  |


**About how many times this semester have you met with the instructor outside of class?**



| Options      | Score | Count | Percentage |
|--------------|-------|-------|------------|
| 0            | 0     | 22    | 66.67%     |
| 1-3          | 1     | 7     | 21.21%     |
| 4-6          | 2     | 3     | 9.09%      |
| 7-9          | 3     | 1     | 3.03%      |
| 10-12        | 4     | 0     | 0.00%      |
| more than 12 | 5     | 0     | 0.00%      |

| Statistics                    | Value |
|-------------------------------|-------|
| Mean                          | 0.48  |
| Median                        | 0.00  |
| Semi-Interquartile Range      | 0.50  |
| 50th Percentile               | 0.00  |
| Standard Deviation            | 0.80  |
| Population Standard Deviation | 0.78  |
| Standard Error (base on SD)   | 0.14  |
| Standard Error (base on PSD)  | 0.14  |


**The instructor was one of the best I have had at Carolina, fully deserving of a teaching award.**



| Options                | Score | Count | Percentage |
|------------------------|-------|-------|------------|
| Strongly Disagree      | 0     | 0     | 0.00%      |
| Disagree               | 1     | 0     | 0.00%      |
| Neither Disagree/Agree | 2     | 2     | 5.88%      |
| Agree                  | 3     | 12    | 35.29%     |
| Strongly Agree         | 4     | 20    | 58.82%     |
| Not Applicable         | NRP   | 0     | 0.00%      |

| Statistics                    | Value |
|-------------------------------|-------|
| Mean                          | 3.53  |
| Median                        | 4.00  |
| Semi-Interquartile Range      | 0.50  |
| 50th Percentile               | 4.00  |
| Standard Deviation            | 0.61  |
| Population Standard Deviation | 0.61  |
| Standard Error (base on SD)   | 0.11  |
| Standard Error (base on PSD)  | 0.10  |


**The instructor handled questions well.**



| Options                   | Score | Count | Percentage |
|---------------------------|-------|-------|------------|
| Strongly Disagree         | 1     | 0     | 0.00%      |
| Disagree                  | 2     | 0     | 0.00%      |
| Neither Disagree or Agree | 3     | 0     | 0.00%      |
| Agree                     | 4     | 8     | 23.53%     |
| Strongly Agree            | 5     | 26    | 76.47%     |
| Not Applicable            | NRP   | 0     | 0.00%      |

| Statistics                    | Value |
|-------------------------------|-------|
| Mean                          | 4.76  |
| Median                        | 5.00  |
| Semi-Interquartile Range      | 0.00  |
| 50th Percentile               | 5.00  |
| Standard Deviation            | 0.43  |
| Population Standard Deviation | 0.42  |
| Standard Error (base on SD)   | 0.07  |
| Standard Error (base on PSD)  | 0.07  |


**The instructor used examples that had relevance for me.**



| Options                   | Score | Count | Percentage |
|---------------------------|-------|-------|------------|
| Strongly Disagree         | 1     | 0     | 0.00%      |
| Disagree                  | 2     | 0     | 0.00%      |
| Neither Disagree or Agree | 3     | 0     | 0.00%      |
| Agree                     | 4     | 6     | 17.65%     |
| Strongly Agree            | 5     | 28    | 82.35%     |
| Not Applicable            | NRP   | 0     | 0.00%      |

| Statistics                    | Value |
|-------------------------------|-------|
| Mean                          | 4.82  |
| Median                        | 5.00  |
| Semi-Interquartile Range      | 0.00  |
| 50th Percentile               | 5.00  |
| Standard Deviation            | 0.39  |
| Population Standard Deviation | 0.38  |
| Standard Error (base on SD)   | 0.07  |
| Standard Error (base on PSD)  | 0.07  |

**The instructor used class time well.**



| Options                   | Score | Count | Percentage |
|---------------------------|-------|-------|------------|
| Strongly Disagree         | 1     | 0     | 0.00%      |
| Disagree                  | 2     | 1     | 2.94%      |
| Neither Disagree or Agree | 3     | 0     | 0.00%      |
| Agree                     | 4     | 9     | 26.47%     |
| Strongly Agree            | 5     | 24    | 70.59%     |
| Not Applicable            | NRP   | 0     | 0.00%      |

| Statistics                    | Value |
|-------------------------------|-------|
| Mean                          | 4.65  |
| Median                        | 5.00  |
| Semi-Interquartile Range      | 0.50  |
| 50th Percentile               | 5.00  |
| Standard Deviation            | 0.65  |
| Population Standard Deviation | 0.64  |
| Standard Error (base on SD)   | 0.11  |
| Standard Error (base on PSD)  | 0.11  |

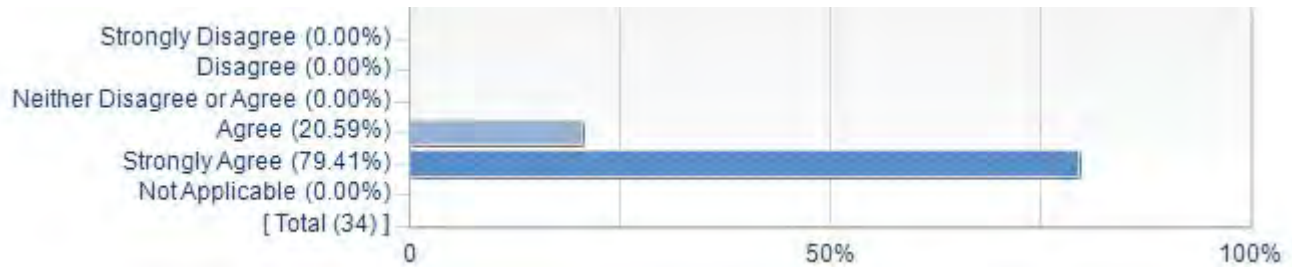
**The instructor encouraged students to participate in this class.**



| Options                   | Score | Count | Percentage |
|---------------------------|-------|-------|------------|
| Strongly Disagree         | 1     | 0     | 0.00%      |
| Disagree                  | 2     | 0     | 0.00%      |
| Neither Disagree or Agree | 3     | 0     | 0.00%      |
| Agree                     | 4     | 4     | 11.76%     |
| Strongly Agree            | 5     | 30    | 88.24%     |
| Not Applicable            | NRP   | 0     | 0.00%      |

| Statistics                    | Value |
|-------------------------------|-------|
| Mean                          | 4.88  |
| Median                        | 5.00  |
| Semi-Interquartile Range      | 0.00  |
| 50th Percentile               | 5.00  |
| Standard Deviation            | 0.33  |
| Population Standard Deviation | 0.32  |
| Standard Error (base on SD)   | 0.06  |
| Standard Error (base on PSD)  | 0.06  |

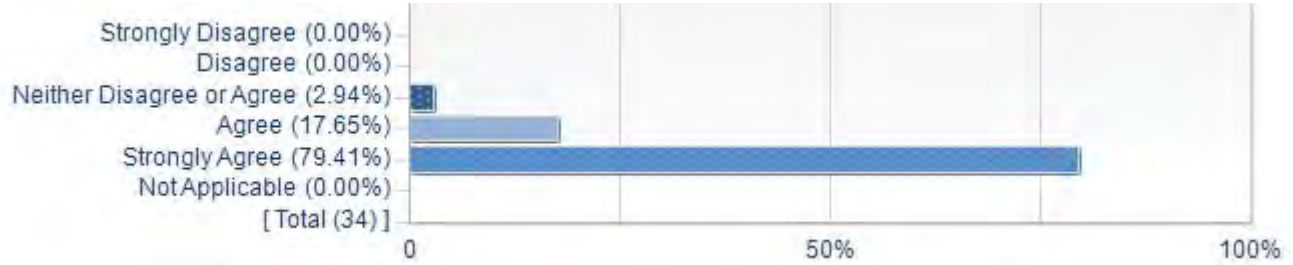
**This course was designed to keep me engaged in learning.**



| Options                   | Score | Count | Percentage |
|---------------------------|-------|-------|------------|
| Strongly Disagree         | 1     | 0     | 0.00%      |
| Disagree                  | 2     | 0     | 0.00%      |
| Neither Disagree or Agree | 3     | 0     | 0.00%      |
| Agree                     | 4     | 7     | 20.59%     |
| Strongly Agree            | 5     | 27    | 79.41%     |
| Not Applicable            | NRP   | 0     | 0.00%      |

| Statistics                    | Value |
|-------------------------------|-------|
| Mean                          | 4.79  |
| Median                        | 5.00  |
| Semi-Interquartile Range      | 0.00  |
| 50th Percentile               | 5.00  |
| Standard Deviation            | 0.41  |
| Population Standard Deviation | 0.40  |
| Standard Error (base on SD)   | 0.07  |
| Standard Error (base on PSD)  | 0.07  |

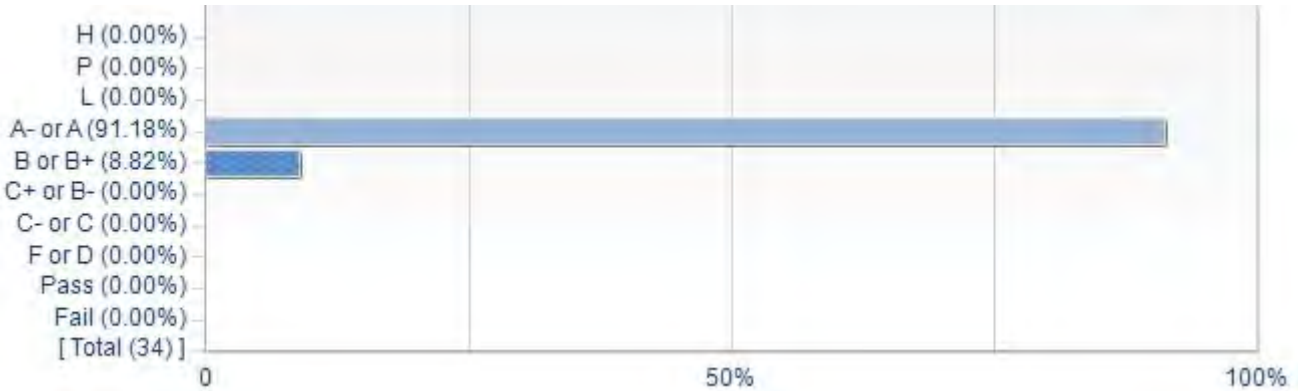
**The workload was appropriate for what I gained from this class.**



| Options                   | Score | Count | Percentage |
|---------------------------|-------|-------|------------|
| Strongly Disagree         | 1     | 0     | 0.00%      |
| Disagree                  | 2     | 0     | 0.00%      |
| Neither Disagree or Agree | 3     | 1     | 2.94%      |
| Agree                     | 4     | 6     | 17.65%     |
| Strongly Agree            | 5     | 27    | 79.41%     |
| Not Applicable            | NRP   | 0     | 0.00%      |

| Statistics                    | Value |
|-------------------------------|-------|
| Mean                          | 4.76  |
| Median                        | 5.00  |
| Semi-Interquartile Range      | 0.00  |
| 50th Percentile               | 5.00  |
| Standard Deviation            | 0.50  |
| Population Standard Deviation | 0.49  |
| Standard Error (base on SD)   | 0.09  |
| Standard Error (base on PSD)  | 0.08  |

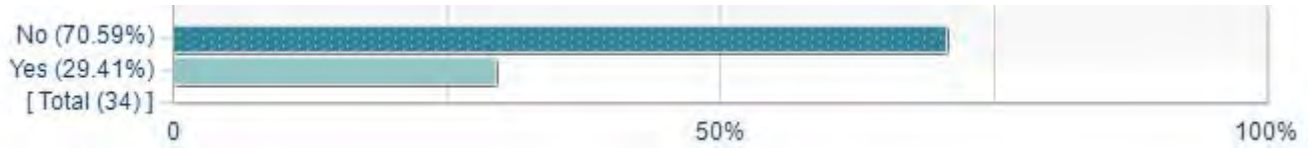
**What grade do you think you will get in this course?**



| Options  | Score | Count | Percentage |
|----------|-------|-------|------------|
| H        | 1     | 0     | 0.00%      |
| P        | 2     | 0     | 0.00%      |
| L        | 3     | 0     | 0.00%      |
| A- or A  | 4     | 31    | 91.18%     |
| B or B+  | 5     | 3     | 8.82%      |
| C+ or B- | 6     | 0     | 0.00%      |
| C- or C  | 7     | 0     | 0.00%      |
| F or D   | 8     | 0     | 0.00%      |
| Pass     | 9     | 0     | 0.00%      |
| Fail     | 10    | 0     | 0.00%      |

| Statistics                    | Value |
|-------------------------------|-------|
| Mean                          | 4.09  |
| Median                        | 4.00  |
| Semi-Interquartile Range      | 0.00  |
| 50th Percentile               | 4.00  |
| Standard Deviation            | 0.29  |
| Population Standard Deviation | 0.28  |
| Standard Error (base on SD)   | 0.05  |
| Standard Error (base on PSD)  | 0.05  |

**Is this a required course for you?**



| Options | Score | Count | Percentage |
|---------|-------|-------|------------|
| No      | 1     | 24    | 70.59%     |
| Yes     | 2     | 10    | 29.41%     |

| Statistics                    | Value |
|-------------------------------|-------|
| Mean                          | 1.29  |
| Median                        | 1.00  |
| Semi-Interquartile Range      | 0.50  |
| 50th Percentile               | 1.00  |
| Standard Deviation            | 0.46  |
| Population Standard Deviation | 0.46  |
| Standard Error (base on SD)   | 0.08  |
| Standard Error (base on PSD)  | 0.08  |